N10. A watering can is almost filled with water as shown.

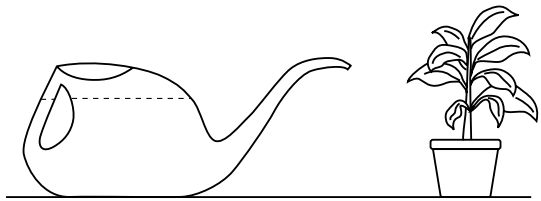

N-10

The watering can is tipped so that the water just begins to drip through the spout.

Draw a line to show where the surface of the water in the can is now.

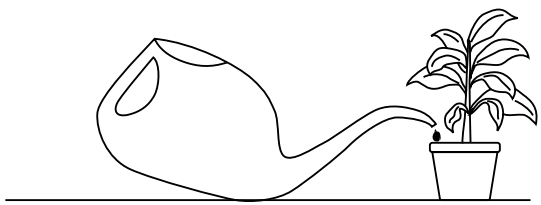

Reproduced from TIMSS Population 2 Item Pool. Copyright © 1994 by IEA, The Hague

N10. A watering can is almost filled with water as shown.

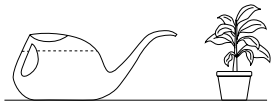

The watering can is tipped so that the water just begins to drip through the spout.

Draw a line to show where the surface of the water in the can is now.

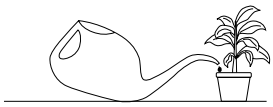

Reproduced from TIMSS Population 2 Item Pool. Copyright © 1994 by IEA, The Hague

Code	Response
Correct Response	
10	Approximately* horizontal level of water within allowable range (see Figure 1).
Incorrect Response	
70	Approximately* horizontal level of water. Higher or lower level of water than allowable range.
71	Water level is approximately* parallel to the bottom of the can (see Figure 2).
72	Water level clearly steeper than for code 71 (see Figure 3).
73	Water level is inclined in the opposite direction to that in codes 71 and 72 (see Figure 4).
79	Other incorrect: *Examples: Water in the spout only.* *Water only in the flower pot.*
Nonresponse	
90	Crossed out/erased, illegible, or impossible to interpret.
99	BLANK

*By “approximately” is meant within ca. 10 degrees

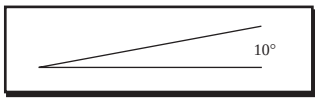

(Continued on next page.)

N-10 Coding Guide (Continued)

Acceptable Range

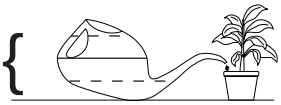

Figure 1
Code 10



Figure 2
Code 71

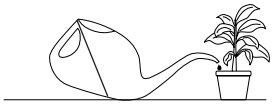

Figure 3
Code 72

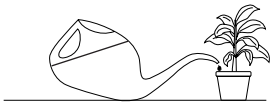

Figure 4
Code 73